


# Use These Words To Break Through Thai Fluency In Just 90 Days No More

Are you tired of struggling to learn Thai? Do you feel like you're not making any progress, no matter how much you study?



## Thai Vocabulary: Use These Words to Break Through Thai Fluency in Just 90 Days (No More Dictionaries)

by Tanav Patkar

★★★★☆ 4.1 out of 5

Language : English  
File size : 2856 KB  
Text-to-Speech : Enabled  
Screen Reader : Supported  
Enhanced typesetting : Enabled  
Print length : 205 pages  
Lending : Enabled



If so, then this article is for you.

In this article, I will share with you a list of essential Thai vocabulary that will help you break through your fluency barrier in just 90 days.

These words are the foundation of the Thai language, and once you know them, you will be able to communicate with confidence in any situation.

So what are you waiting for? Let's get started!

## Essential Thai Vocabulary

The following is a list of essential Thai vocabulary that you need to know in order to become fluent in the language:

- **Hello:** สวัสดี (sà-wàt-dee)
- **Goodbye:** ลาก่อน (là-gòrn)
- **Thank you:** ขอบคุณ (khàawp-kun)
- **You're welcome:** ไม่เป็นไร (mâi-pen-rài)
- **Yes:** ใช่ (châi)
- **No:** ไม่ (mâi)
- **Excuse me:** ขอโทษ (khǒr-dtòht)
- **Please:** กรุณา (grà-ru-naa)
- **I don't understand:** ฉันไม่เข้าใจ (chán mâi-kâaw-jai)
- **Can you speak English?:** คุณพูดภาษาอังกฤษได้ไหม? (kun puut-phâa-săa-ăng-grit-dâi-mâi?)
- **Where is the bathroom?:** ห้องน้ำ在哪里? (hǒng-náam-yùu-tîi-nâi?)
- **How much does this cost?:** อันนี้ราคาเท่าไหร่? (án-níi-ráh-kaa-tăo-rài?)
- **I would like to order this:** ฉันอยากสั่งอันนี้ (chán-jà-săng-án-níi)
- **The bill, please:** เช็คบิลด้วยครับ/ค่ะ (chék-bin-dûay-kráp/khâ)
- **I'm lost:** ฉันหลงทาง (chán-lǒng-tàang)
- **Can you help me?:** คุณช่วยฉันได้ไหม? (kun-chûay-chán-dâi-mâi?)

- **I need a doctor:** 我需要一个医生 (chán-dtòhng-kaan-móh)
- **Call the police:** 打电话报警 (dtòhr-jàeng-dtà-róht)
- **Fire:** 火灾 (fâi-mǎi)

## Thai Grammar

In addition to vocabulary, you will also need to learn some basic Thai grammar in order to become fluent. Here are a few of the most important things to know:

- **Thai sentences are structured in a subject-verb-object order.**
- **Nouns do not have gender in Thai.**
- **Verbs are conjugated for tense and aspect.**
- **Adjectives come after the nouns they modify.**

## Thai Conversation

Once you have a good grasp of Thai vocabulary and grammar, you can start practicing your conversation skills. Here are a few tips to help you get started:


- **Find a language partner or take a class.**
- **Immerse yourself in Thai culture.**
- **Listen to Thai music and watch Thai movies.**
- **Read Thai books and magazines.**

## Thai Pronunciation

Thai pronunciation can be a bit challenging for native English speakers. Here are a few tips to help you get it right:

- **Thai has five tones.**
- **The tone of a word can change its meaning.**
- **It is important to practice your pronunciation regularly.**

Learning Thai can be a challenging but rewarding experience. By following the tips in this article, you can break through your fluency barrier in just 90 days. So what are you waiting for? Get started today!



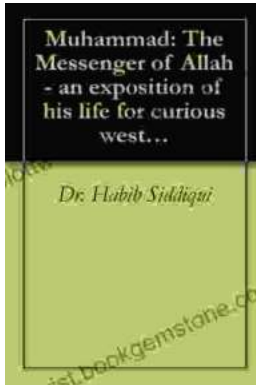
## Thai Vocabulary: Use These Words to Break Through Thai Fluency in Just 90 Days (No More Dictionaries)

by Tanav Patkar

★★★★☆ 4.1 out of 5


Language	: English
File size	: 2856 KB
Text-to-Speech	: Enabled
Screen Reader	: Supported
Enhanced typesetting	: Enabled
Print length	: 205 pages
Lending	: Enabled





## **The Messenger of Allah: An Exposition of His Life for Curious Western Readers**

The Prophet Muhammad, born in the 6th century in Mecca, Saudi Arabia, is the founder of Islam and the central figure of the religion....



## **Travel Enlightens: Four Brief Essays**

Essay 1: Travel as a Window to the World Travel has been a transformative experience throughout human history. It broadens our perspectives, exposes us to...