


# The Ultimate Guide to Drawing: Fundamental Techniques and Essential Tips

Drawing, the art of creating visual representations on a surface, is a versatile and expressive form of artistic expression. Mastering the fundamentals of drawing not only enhances technical skills but also cultivates a keen eye for observation and a deeper understanding of the world around us. This comprehensive guide delves into the multifaceted aspects of drawing, offering a comprehensive roadmap for aspiring artists to embark on their creative journey.



## Aspects Of How To Draw: How Perspectives Work And How To Draw Using Them: How To Draw People Step By Step by Matt Fox

★★★★★ 5 out of 5

Language : English  
File size : 4012 KB  
Text-to-Speech : Enabled  
Screen Reader : Supported  
Enhanced typesetting : Enabled  
Print length : 98 pages  
Lending : Enabled



## Fundamental Techniques

### Line Drawing

Line drawing forms the foundation of all drawings. Artists use lines to define shapes, create textures, and convey movement and emotions.

Understanding line quality, weight, and variation is crucial. Experiment with different drawing tools, such as pencils, charcoal, and pens, to explore the expressive possibilities of line.

## **Value and Shading**

Value refers to the lightness or darkness of a tone. Shading techniques enable artists to create the illusion of depth, volume, and form. Mastering value gradation, transitions, and blending allows for realistic representations and dramatic effects.

## **Perspective Drawing**

Perspective drawing involves techniques for creating the illusion of three-dimensional space on a two-dimensional surface. By understanding linear perspective, vanishing points, and foreshortening, artists can depict objects with depth and spatial relationships.

## **Composition and Design**

Composition encompasses the arrangement and placement of elements within a drawing. Effective composition guides the viewer's eye, creates visual interest, and conveys a sense of balance and harmony. Artists consider elements such as focal point, negative space, and rule of thirds for a cohesive visual experience.

## **Essential Materials**

### **Drawing Surfaces**

The surface on which you draw greatly impacts the outcome. Paper, canvas, and sketchbooks come in various textures, weights, and colors to accommodate different drawing styles and media.

## **Drawing Tools**

A wide range of drawing tools exists, each offering unique characteristics. Pencils in graphite or charcoal provide a versatile range of hardness and tones. Pens, markers, and brushes allow for expressive lines and washes. Explore different tools to find what suits your artistic preferences.

## **Erasers and Blenders**

Erasers and blenders are essential tools for refining, erasing, and blending areas of a drawing. Use kneaded erasers for precise erasing and tortillons or blending stumps for smooth transitions and soft effects.

## **Creative Approaches**

### **Observational Drawing**

Observational drawing involves drawing directly from life, capturing the essence and details of the subject matter. Training the eye to observe and interpret forms, proportions, and relationships is crucial for accurate and realistic drawings.

### **Gestural Drawing**

Gestural drawing focuses on capturing the movement and energy of a subject. Using loose, expressive lines, artists convey the dynamic qualities and emotions of their subjects.


### **Imaginative and Conceptual Drawing**

Drawing can also be used to express imaginative ideas, concepts, and emotions. Artists create surreal compositions, abstract imagery, or symbolic representations to explore their inner worlds and convey messages.

## Tips for Aspiring Artists

- Practice regularly: Consistent practice is key to improving drawing skills.
- Study from masters: Analyze the works of renowned artists to learn from their techniques and approaches.
- Seek feedback: Share your work with others and actively seek constructive criticism to identify areas for growth.
- Experiment with different materials: Broaden your artistic horizons by experimenting with various drawing tools, surfaces, and techniques.
- Attend workshops and classes: Structured learning environments provide guidance and support from experienced instructors.
- Stay inspired: Surround yourself with art, visit museums, and engage in activities that ignite your creative spirit.

Drawing is an endlessly rewarding pursuit that combines technical skill with artistic expression. By mastering the fundamental techniques, embracing essential materials, and exploring creative approaches, aspiring artists can unlock their artistic potential. Practice, perseverance, and a passion for capturing the world through line and form will lead to a fulfilling and enriching artistic journey.



### Aspects Of How To Draw: How Perspectives Work And How To Draw Using Them: How To Draw People Step By Step by Matt Fox

★★★★★ 5 out of 5

Language : English

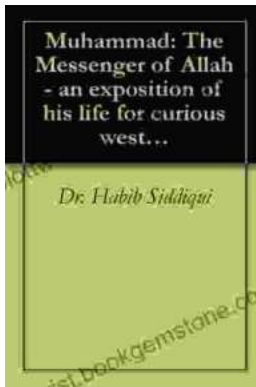
File size : 4012 KB

Text-to-Speech : Enabled

Screen Reader : Supported  
Enhanced typesetting: Enabled  
Print length : 98 pages  
Lending : Enabled


FREE

DOWNLOAD E-BOOK



## The Messenger of Allah: An Exposition of His Life for Curious Western Readers

The Prophet Muhammad, born in the 6th century in Mecca, Saudi Arabia, is the founder of Islam and the central figure of the religion....



## Travel Enlightens: Four Brief Essays

Essay 1: Travel as a Window to the World Travel has been a transformative experience throughout human history. It broadens our perspectives, exposes us to...