


The Simplified Guide to Cricut Maker for Beginners and Dummies

Are you new to the world of Cricut crafting? Feeling overwhelmed by the countless features and options of the Cricut Maker? Don't worry, we've got you covered! This comprehensive guide will walk you through everything you need to know about the Cricut Maker, from the basics to advanced techniques. Whether you're a complete beginner or just looking to brush up your skills, this guide has something for everyone.



The Simplified Guide To Cricut Maker For Beginners And Dummies by Christiane Paul

★★★★☆ 4.7 out of 5

Language : English
File size : 406 KB
Text-to-Speech : Enabled
Screen Reader : Supported
Enhanced typesetting : Enabled
Print length : 46 pages
Lending : Enabled



What is a Cricut Maker?

The Cricut Maker is a versatile cutting machine that allows you to cut, write, and score a wide variety of materials. It's perfect for creating custom projects such as cards, stickers, home décor, and more. The Cricut Maker is compatible with a wide range of materials, including paper, vinyl, fabric, leather, and wood.

Features of the Cricut Maker

The Cricut Maker is packed with features that make it the perfect crafting tool for beginners and experienced crafters alike. Some of the most notable features include:

- **Adaptive Tool System:** The Cricut Maker features an adaptive tool system that automatically adjusts to the thickness of your material. This ensures that you get a clean and precise cut every time.
- **Rotary Blade:** The rotary blade is perfect for cutting fabric and other delicate materials. It's also great for creating intricate designs.
- **Knife Blade:** The knife blade is perfect for cutting thicker materials, such as wood and leather. It's also great for creating detailed designs.
- **Scoring Stylus:** The scoring stylus is perfect for creating creases and folds in your materials. This is great for creating cards, boxes, and other 3D projects.
- **Bluetooth Connectivity:** The Cricut Maker can be connected to your computer or mobile device via Bluetooth. This allows you to wirelessly send designs to your machine.

Materials Compatible with the Cricut Maker

The Cricut Maker is compatible with a wide range of materials, including:

- Paper
- Vinyl
- Fabric
- Leather

- Wood
- Chipboard
- Cork
- Felt
- Magnetic sheets
- Metal
- Plastic

Software for the Cricut Maker

The Cricut Maker is compatible with a variety of software programs, including:

- **Cricut Design Space:** Cricut Design Space is the official software for the Cricut Maker. It's a cloud-based software that allows you to create, edit, and send designs to your machine.
- **Adobe Illustrator:** Adobe Illustrator is a professional-grade vector graphics editor. It can be used to create complex designs for your Cricut Maker projects.
- **Inkscape:** Inkscape is a free and open-source vector graphics editor. It can be used to create simple and complex designs for your Cricut Maker projects.

Projects for Beginners


If you're new to the Cricut Maker, there are many beginner-friendly projects that you can try. Here are a few ideas:

- **Custom cards:** Create custom cards for any occasion using the Cricut Maker. You can use a variety of materials, such as paper, cardstock, and vinyl.
- **Stickers:** Create custom stickers using the Cricut Maker. You can use a variety of materials, such as vinyl, sticker paper, and printable vinyl.
- **Home décor:** Create custom home décor items using the Cricut Maker. You can use a variety of materials, such as wood, metal, and fabric.
- **Jewelry:** Create custom jewelry using the Cricut Maker. You can use a variety of materials, such as metal, leather, and beads.
- **Gifts:** Create custom gifts using the Cricut Maker. You can use a variety of materials, such as fabric, vinyl, and wood.

Tips for Using the Cricut Maker

Here are a few tips for using the Cricut Maker:

- **Use the correct materials:** Make sure to use the correct materials for your project. The Cricut Maker is compatible with a wide range of materials, but some materials are better suited for certain projects than others.



The Simplified Guide To Cricut Maker For Beginners And Dummies by Christiane Paul

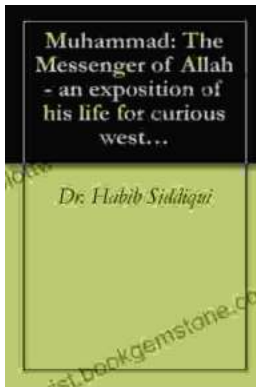
★★★★★ 4.7 out of 5

Language : English

File size : 406 KB


Text-to-Speech : Enabled

Screen Reader : Supported
Enhanced typesetting: Enabled
Print length : 46 pages
Lending : Enabled



The Messenger of Allah: An Exposition of His Life for Curious Western Readers

The Prophet Muhammad, born in the 6th century in Mecca, Saudi Arabia, is the founder of Islam and the central figure of the religion....



Travel Enlightens: Four Brief Essays

Essay 1: Travel as a Window to the World Travel has been a transformative experience throughout human history. It broadens our perspectives, exposes us to...