

Step-by-Step Guide to Creating Dynamic Modern Florals in Ink and Watercolor

Modern floral paintings are a beautiful and trendy way to add a touch of nature to your home. They're also a great way to learn about the basics of painting, and they can be a lot of fun to create. In this guide, I'll show you how to create your own modern floral painting using ink and watercolor.

Materials

- Watercolor paper
- Ink
- Watercolor paints
- Brushes
- Pencil
- Ruler

Step 1: Sketch your design

The first step is to sketch your design on watercolor paper. You can use a pencil or a light-colored ink to sketch your design. It's important to keep your sketch light, so that it doesn't show through the paint later on.




Illustration Studio: Inking Florals: A step-by-step guide to creating dynamic modern florals in ink and

watercolor by Isa Down

★★★★☆ 4.7 out of 5

Language : English

File size : 22905 KB

Text-to-Speech : Enabled
Screen Reader : Supported
Enhanced typesetting : Enabled
X-Ray : Enabled
Print length : 128 pages



Step 2: Ink your design

Once you're happy with your sketch, it's time to ink it. You can use a variety of different inks, but I recommend using a waterproof ink. This will help to prevent the ink from bleeding into the paint later on.

Step 3: Paint your design

The next step is to paint your design. You can use a variety of different watercolor paints, but I recommend using a light-colored paint. This will help to create a more delicate look.

Step 4: Add details

Once you've painted your design, you can add details using ink or paint. This is a great way to add depth and interest to your painting.

Step 5: Frame your painting

Once you're finished with your painting, it's time to frame it. This will help to protect your painting and make it look more finished.

Tips

- Start with a simple design. As you get more practice, you can start to experiment with more complex designs.

- Don't be afraid to make mistakes. Painting is a learning process, and the more you practice, the better you'll become.
- Have fun! Painting should be enjoyable, so don't be afraid to experiment and have fun with your designs.

Modern floral paintings are a beautiful and trendy way to add a touch of nature to your home. They're also a great way to learn about the basics of painting, and they can be a lot of fun to create. With a little practice, you can create your own beautiful modern floral paintings.



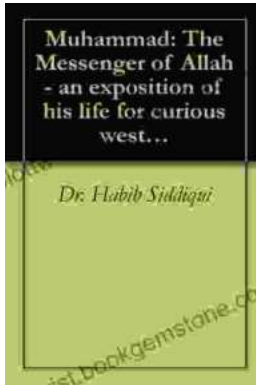
Illustration Studio: Inking Florals: A step-by-step guide to creating dynamic modern florals in ink and

watercolor by Isa Down

★★★★☆ 4.7 out of 5


Language : English
File size : 22905 KB
Text-to-Speech : Enabled
Screen Reader : Supported
Enhanced typesetting : Enabled
X-Ray : Enabled
Print length : 128 pages





The Messenger of Allah: An Exposition of His Life for Curious Western Readers

The Prophet Muhammad, born in the 6th century in Mecca, Saudi Arabia, is the founder of Islam and the central figure of the religion....



Travel Enlightens: Four Brief Essays

Essay 1: Travel as a Window to the World Travel has been a transformative experience throughout human history. It broadens our perspectives, exposes us to...