


Playful and Contemporary Exploration of Colored Pencil Drawing: A Comprehensive Guide with 75 Examples

to Colored Pencil Drawing



Modern Colored Pencil: A playful and contemporary exploration of colored pencil drawing - Includes 75+



Projects and Techniques (Modern Series) by Chelsea Ward

★★★★☆ 4.5 out of 5

Language : English
File size : 53090 KB
Text-to-Speech : Enabled
Screen Reader : Supported
Enhanced typesetting : Enabled
Print length : 128 pages




Colored pencil drawing is an artistic medium that combines the precision of pencil drawing with the vibrancy of colored pigments. This versatile technique allows artists to create highly detailed and lifelike images, as well as abstract and expressive works.

In recent years, colored pencil drawing has gained popularity as a contemporary art form. Artists are exploring new techniques and materials to push the boundaries of this traditional medium. This article will provide a comprehensive overview of colored pencil drawing, including its techniques, materials, and inspirations.

Techniques of Colored Pencil Drawing

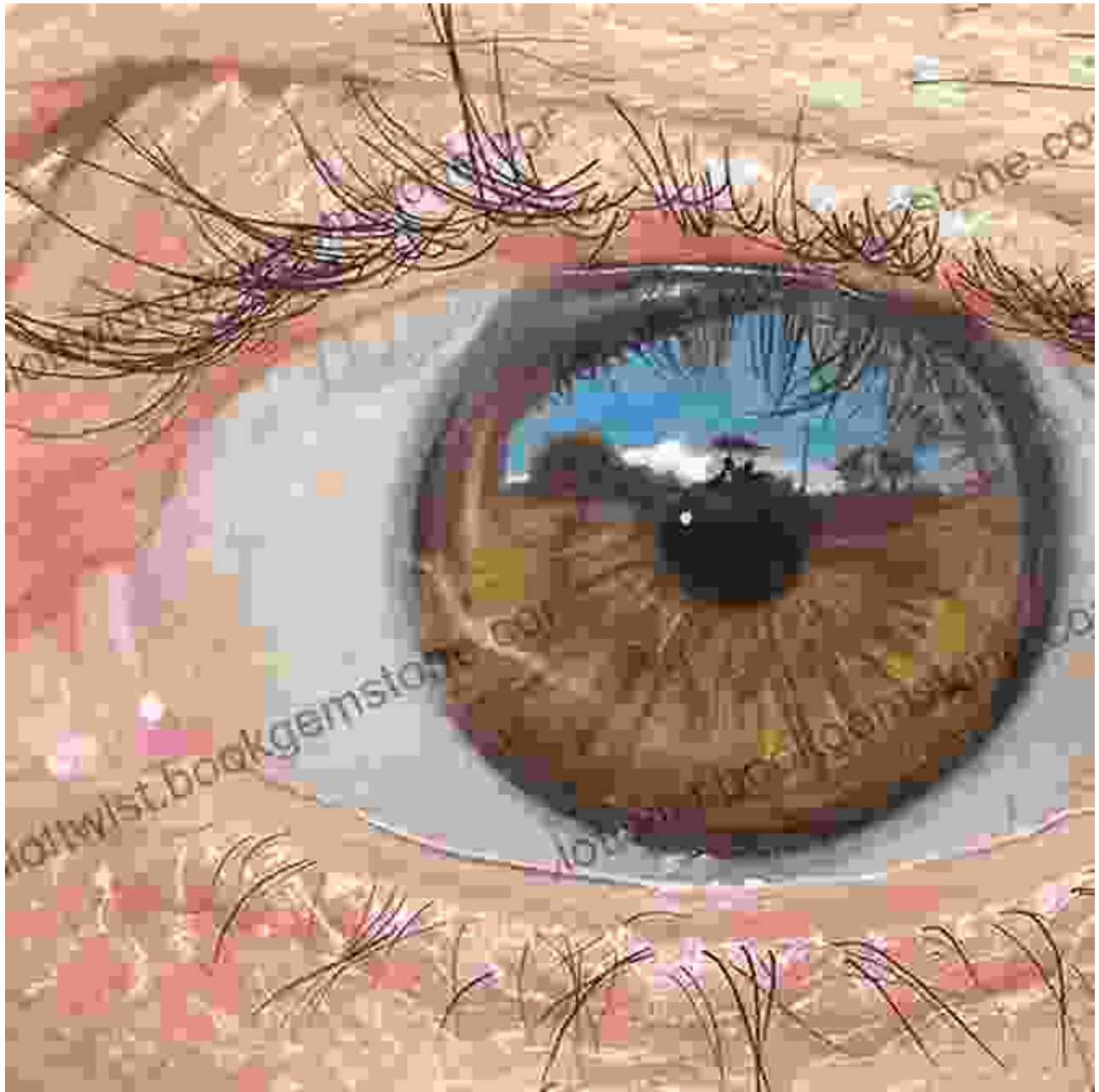
Layering and Blending



Layering and blending are essential techniques in colored pencil drawing. By layering multiple layers of color, artists can create smooth transitions and build up depth and texture.

To blend colored pencils, artists can use a variety of tools, such as blending stumps, tortillons, or blending markers. Blending helps to soften edges and create a more painterly effect.

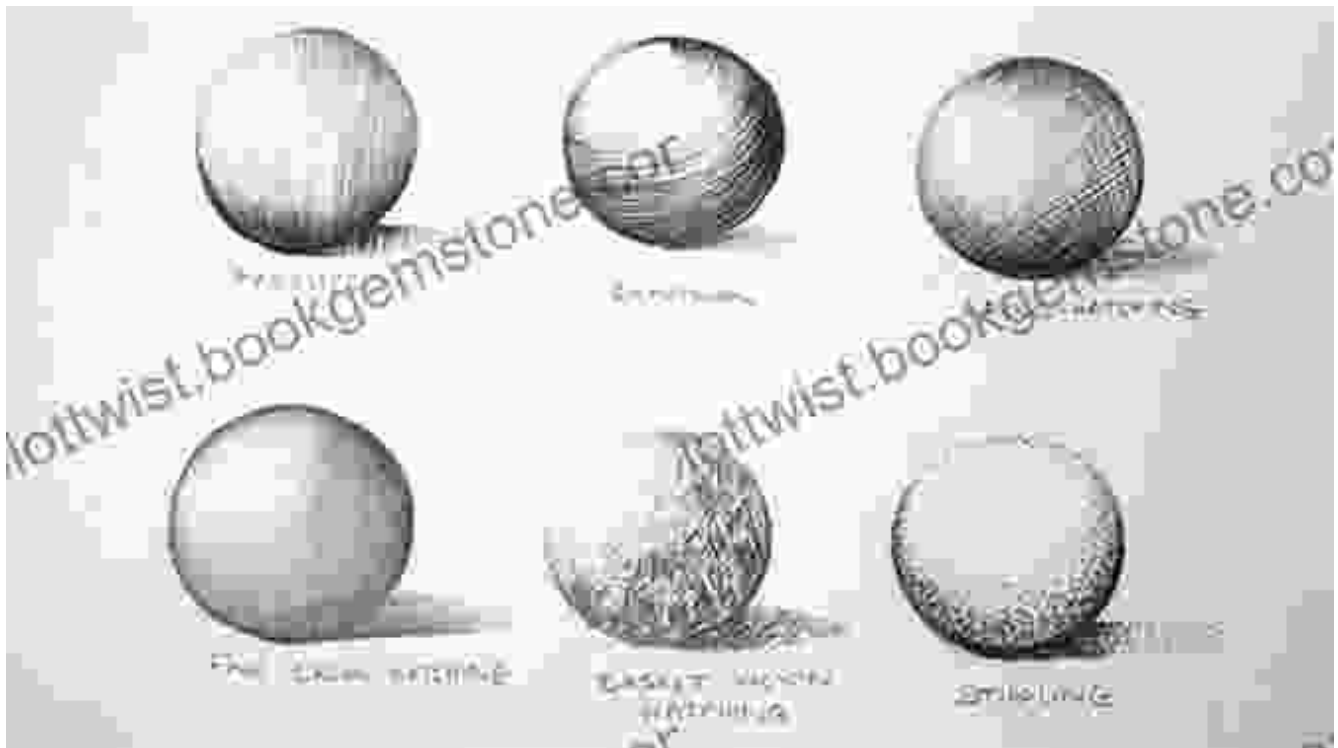
Glazing



Glazing is a technique that involves applying thin layers of colored pencils over a base layer. This creates a luminous and transparent effect, allowing the colors to shine through.

Glazing is often used to build up layers of color and create subtle transitions. It can also be used to add highlights and shadows.

Cross-Hatching and Scumbling



Cross-hatching and scumbling are techniques that involve creating lines or dots to achieve different textures and effects.

Cross-hatching involves crossing lines over each other to create shading and texture. Scumbling involves applying dots or short lines to create a textured or blended effect.

Materials for Colored Pencil Drawing

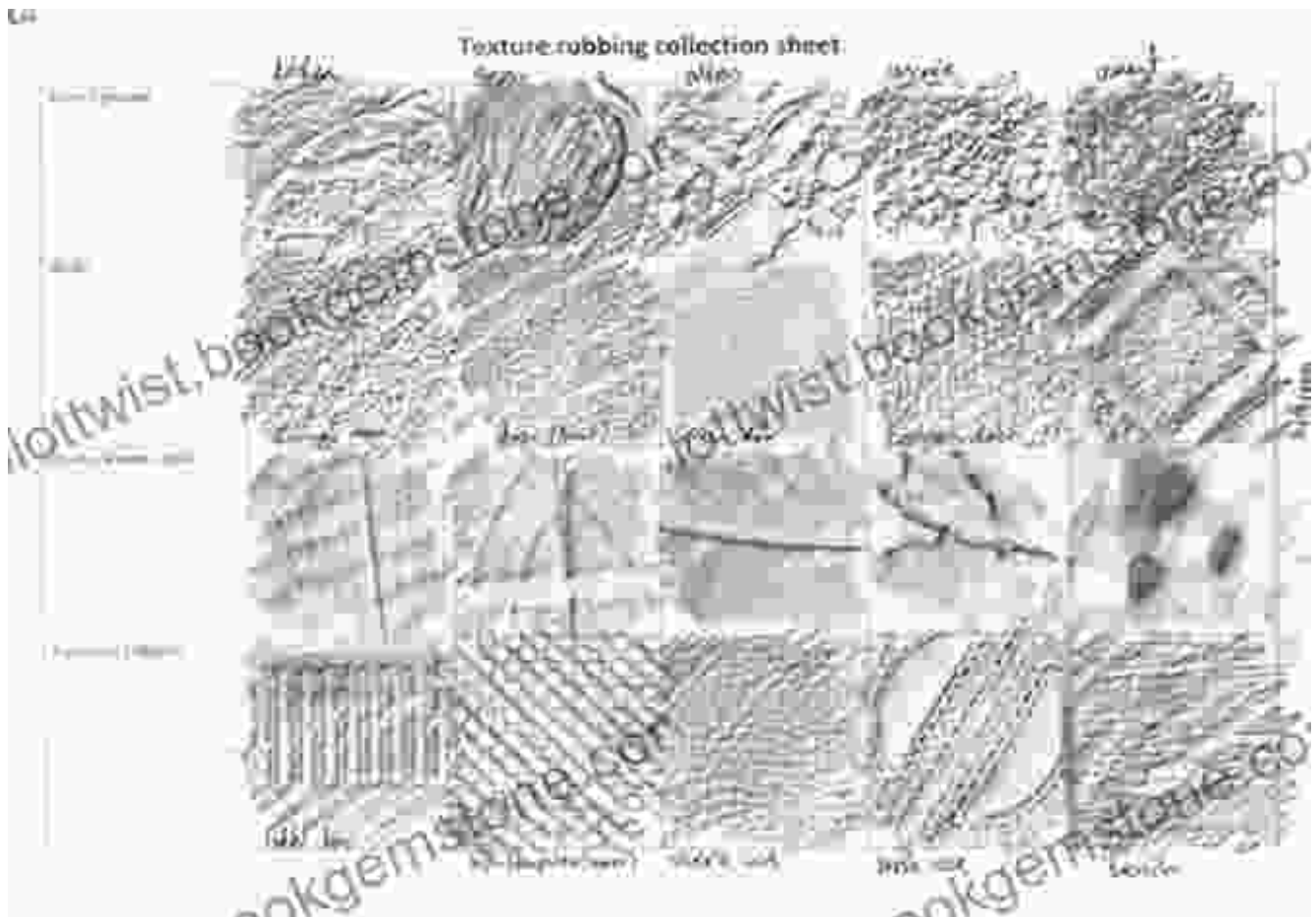
Colored Pencils



Colored pencils come in a wide range of types and qualities. Artists should choose pencils that are well-pigmented and lightfast, meaning they will not fade over time.

The type of pencil lead can also affect the drawing experience. Wax-based pencils are softer and easier to blend, while oil-based pencils are harder and more durable.

Paper



The choice of paper can significantly impact the finished artwork. Colored pencil drawings require a paper that is smooth enough to allow for fine details, but also textured enough to hold the pigment.

Artists should experiment with different types of paper, such as smooth bristol board, textured watercolor paper, or toned paper.

Other Tools



In addition to pencils and paper, artists may use a variety of other tools to enhance their drawings. These tools include:

- Blending stumps: Used to blend and smooth colors
- Tortillons: Similar to blending stumps, but with a pointed tip for more precise blending

- Erasers: Used to remove unwanted marks or create highlights
- Fixative: Used to protect the finished artwork from smudging

Inspirations for Colored Pencil Drawing

Nature



Nature is a rich source of inspiration for colored pencil drawings. Artists can capture the beauty of landscapes, plants, animals, and insects.

Nature-inspired drawings can be realistic or abstract, and they can explore themes such as light, shadow, texture, and movement.

Portraits



Colored pencil drawings can also capture the intricacies of the human face. Artists can explore different techniques to convey emotions, expressions, and character.

Portrait drawings can be realistic or stylized, and they can be used to tell stories or express personal experiences.

Still Life



Still life drawings focus on the arrangement of objects. Artists can create compositions that explore light, shadow, color, and texture.

Still life drawings can be realistic or abstract, and they can be used to convey a variety of messages and emotions.

75 Examples of Colored Pencil Drawings





Animal Portrait





Floral Still Life






Architectural Rendering






Portrait





Seascape





Modern Colored Pencil: A playful and contemporary exploration of colored pencil drawing - Includes 75+ Projects and Techniques (Modern Series) by Chelsea Ward

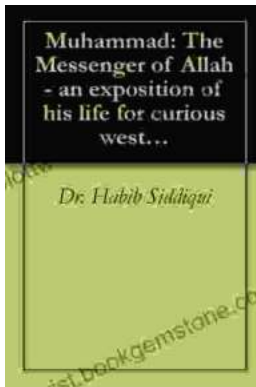
★★★★☆ 4.5 out of 5

Language : English
File size : 53090 KB
Text-to-Speech : Enabled
Screen Reader : Supported

Enhanced typesetting : Enabled
Print length : 128 pages




[The Messenger of Allah: An Exposition of His Life for Curious Western Readers](#)



The Prophet Muhammad, born in the 6th century in Mecca, Saudi Arabia, is the founder of Islam and the central figure of the religion....

[Travel Enlightens: Four Brief Essays](#)



Essay 1: Travel as a Window to the World Travel has been a transformative experience throughout human history. It broadens our perspectives, exposes us to...